




Introducing Verulam English Faculty:

Encompassing English Language, Literature, Drama and Media Studies; the English Faculty are united in striving to enable our students to discover more about the world and their identity within that world. The engagement of our students is such that we have consistently surpassed the national average GCSE boys' performance in English.

'Today a reader, tomorrow a leader'. Reading is at the heart of what we do at Verulam. It is essential for our students to engage with a range of reading from non-fiction to poetry to classic and modern fiction.



Verulam School
Brampton Road
St. Albans,
Herts. AL1 4PR

Phone: 01727 766100

Email: Admin@verulam.herts.sch.uk

Web: <https://verulamschool.co.uk>



Excellence . Character . Respect

Year 6 into Year 7 English bridging booklet

Verulam School

St. Albans

About this project:

Your English teachers at Verulam school are excited to meet you and see the work that you have produced for this project.

Together we will explore a vast range of literature during your time at Verulam; the first of the texts we will explore is Shakespeare's 'Macbeth'. Don't worry, you don't need to know a great deal about this play before you begin at Verulam, we will take you through the most exciting themes and scenes in the play.

This project is a small taste of one element of the play to get you started and this project will be our starting point in September so do remember to keep your work safe so we can discuss it with you. We are excited to see what you can do!

Some advice:

Please HAND WRITE your leaflet and your Week 6 task. These are the two tasks we would like to see in September.

We expect you to spend 30 minutes roughly on each task, so only half an hour per week. If you are enjoying a task feel free to spend longer on the work but don't feel you have to.

These websites might help your research:

<https://www.bbc.co.uk/bitesize/topics/zksyedm> BBC Bite size-Shakespeare

<https://www.activityvillage.co.uk/william-shakespeare> Activity Village

https://en.wikipedia.org/wiki/William_Shakespeare Wikipedia

Remember to keep up with your reading during the summer break – you should aim to read one book every 2-3 weeks.

Weeks 1 & 2:

Week 1



Researching the Bard (that is Shakespeare's nickname!)

- Click the link and watch the short film on William Shakespeare.

<https://www.youtube.com/watch?v=bClqPEQflie>

If you can, try to take notes on the information given.

Week 1 part 2




Using the link below find and write down information on:

- Elizabethan England
- Shakespeare's life
- Shakespeare's theatre

<https://www.theschoolrun.com/homework-help/william-shakespeare>

Week 2



Research these three aspects of Shakespeare's life.

- Elizabethan England
- Shakespeare's life
- Shakespeare's theatre

Make notes in your own words ready for the next task.

Week 3: Making a leaflet

Using the notes from the last task, design an A4 leaflet telling us all about these three aspects of Shakespeare's life. Your English teacher will want to see this in September so make it as impressive as you can!

*'I count myself in nothing else so happy
As in a soul remembering my good friends.'* Shakespeare

Customise your leaflet using drawings, colour and an interesting layout – here are some good examples of colourful leaflets:

Week 4: Spooky Shakespeare

Activity 1



The play 'Macbeth' has witches in it. We are going to look at writing a spell!

Click on the link below and watch:

<https://www.youtube.com/watch?v=VY0Hyza6C-U>

Activity 2



You can find the start of the spell here, read it aloud and write down 5 ingredients the witches use in the spell:

<https://www.poetryfoundation.org/poems/43189/song-of-the-witches-double-double-toil-and-trouble>

Activity 3



- Now, come up with ingredients that you might use in a spell of your own.
USE YOUR IMAGINATION!
- What about instructions for your spell?
Do we need to boil anything? Add anything?
Sprinkle something? *Hint – think about recipes for making food.*

Week 5: Write a spell

What to include?

Now it's your turn to write your spell and decorate it if you have time. Think back to the last task – what could you add to your cauldron to dream up an amazing concoction for your spell?

*'Double, double toil and trouble
Fire burn and cauldron bubble.'* Shakespeare

How might it look?

Decorate your spell – what might a page from a book of spells look like? How might you make the paper look hundreds of years old? Hint: a cup of tea helps...

What images might help a new witch to follow your spell correctly?




Week 6: Be a witch for just one day

Imagine being a witch...

Shakespeare's play 'Macbeth' is the one we study in Year 7. It's a great play with lots of action and three witches! Imagine being a witch (traditionally witches can be male or female) for just one day If you could make a magic potion and cast a spell what would you do?

The day I became a witch

Write 150-200 words (1/2 a page) explaining what you would do if you were a witch for one day. You can use the research you have already done to help you, or the links below and your imagination. Remember to use your descriptive writing skills to make me really believe that you were that witch.



You could have a witch companion, how about a black cat?